















BIOENZYME RANGE WALL CHART

PRODUCT NAME	CODE	IMAGE	DESCRIPTION	DIRECTIONS FOR USE	SAFETY ICON	SDS & PIS
BIOENZYME FLOOR AND HARD SURFACE CLEANER Code: 892	892		Breaks down grease, oil, and food waste. The multi-enzyme formula removes grease from grout lines, eliminates odours, and improves floor friction for better grip and reduced slip.	Light Cleaning: Mix 100mL to 10L water, mop, and let dry. It will continue breaking down grease and improve slip resistance for 24 hours. Heavy-Duty Cleaning: Mix 200mL to 10L water, mop, and let dry.	Not Applicable	
BIOENZYME TOILET AND BATHROOM CLEANER Code: 894	894		Removes odors, lime, soap scum, and deposits from porcelain and other surfaces, replacing bleach in washrooms and bathrooms.	Shake well before use. Spray on toilets, urinals, and affected areas, scrub, and let sit for 5 minutes before wiping or flushing. Reapply after flushing for better results. Urinals: Spray, let sit for 5-10 minutes, scrub, and use for regular maintenance. Drains: Pour 200mL per application to eliminate odor, repeating for multiple drains.	Not Applicable	
BIOENZYME URINE DESTAINER AND DEODORISER Code: 895	895		Designed to effectively remove urine stains, odours and deposits from all surfaces. Effectively works on human urine, dog urine and cat urine. The formula penetrates the uric acid crystals, removing both the urine stain and odour for good.	Shake well before use. Spray generously on affected areas. For strong odors, let sit for 5-10 minutes. Wipe with a microfiber cloth to remove excess and stains. Urinals: Spray, let sit for 2-5 minutes, scrub off build-up, and then use for regular maintenance with spray and wipe.	Not Applicable	
BIOENZYME CARPET AND UPHOLSTERY CLEANER Code: 896	896		Contains a multi-enzyme formula designed to effectively attack and loosen tough stains and dirt. Eliminates soil, pet accidents, inks, coffee, makeup, grime, juice, oils, blood, grease, grime and more.	Shake well before use. Spray generously on affected areas, let sit for 2-5 minutes, then re-spray and wipe clean. Repeat for tough stains. For carpet extractors, dilute 1:10.	Not Applicable	
BIOENZYME SPRAY AND WIPE Code: 898	898		Uses natural enzymes to clean surfaces like floors, walls, glass, stainless steel, tiles, BBQs, range hoods, bins, and more, penetrating dirt and grime for a streak-free finish.	Shake well before use. Spray generously on affected areas and wipe with a clean cloth. For heavy soil, spray and let sit for 2-5 minutes before wiping. For general cleaning, dilute 1 part BioEnzyme to 10 parts water.	Not Applicable	
BIOENZYME WASTER AND GREASE DIGESTER Code: 890	890		Designed to clean, treat and maintain drains, grease traps and waste pipes. It acts as both a superior cleaner and odour neutraliser, improving grease traps performance, unclogging slow or stopped drains and cleaning out waste pipes.	Drain Lines: For slow drains, pour 120mL; for clogged drains, pour 240mL directly into drain daily until clear. Grease Traps: After pumping, pour 120mL per 380L daily into drain or tank; use 240mL for initial treatment. Waste Pipes: Pour 120mL into drain twice a week. Shower Drains: Pour 120mL into drain; multiple doses may be needed to break down soap scum and hair.	Not Applicable	

For further safety information, always read the product label and refer to the Safety Data Sheet.

For more information, please visit our website: cleanplus.com.au

Or call us at: (02) 9738 7444